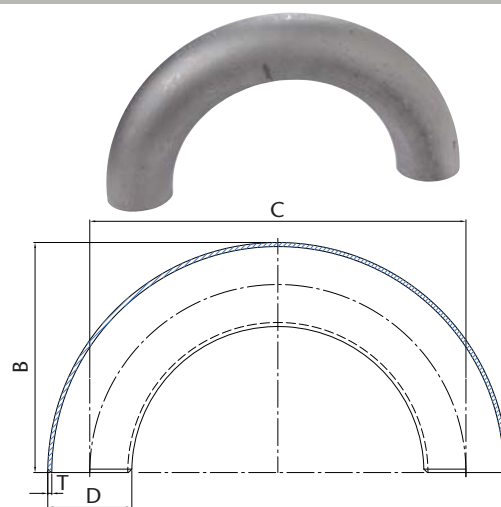
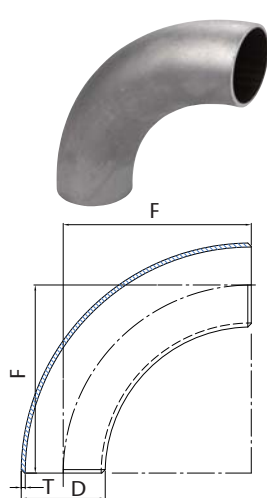
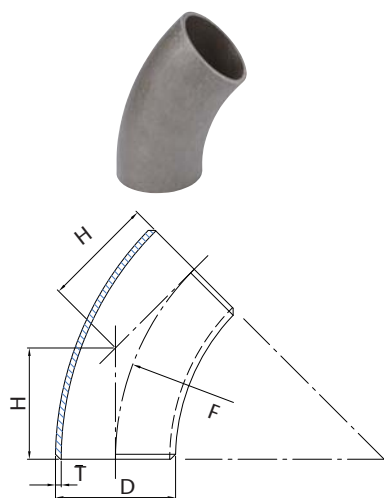


Serie 5D (Curvas a 45°, 90° y 180°)


CÓDIGOS			DESIGNACIÓN							
45°	90°	180°	Tamaño	DN	D (mm)	T (mm)	H (mm)	F (mm)	C (mm)	B (mm)
					Diámetro Externo	Espesor pared	Cara-Centro	Radio	Centro-Centro	Altura
C5450021	C5XXXX21	-----	1/2"	15	21,3	2,0	18	42,5	85	53
C5450027	C5XXXX27	C5180027	3/4"	20	26,9	2,3	24	57,5	115	71
C5450033	C5XXXX33	C5180033	1"	25	33,7	2,6	30	72,5	145	89
C5450042	C5XXXX42	C5180042	1 1/4"	32	42,4	2,6	38	92,5	185	114
C5450048	C5XXXX48	C5180048	1 1/2"	40	48,3	2,6	45	107,5	215	132
C5450060	C5XXXX60	C5180060	2"	50	60,3	2,9	56	135,0	270	165
-----	C5XXXX70	-----			70,0	2,9	66	160,0	320	195
C5450076	C5XXXX76	C5180076	2 1/2"	65	76,1	2,9	73	175,0	350	213
C5450089	C5XXXX89	C5180089	3"	80	88,9	3,2	86	205,0	410	250
C5450101	C5XXX101	-----	3 1/2"	90	101,6	3,6	98	235,0	470	286
	C5XXX108	-----			108,0	3,6	105	253,0	506	306
C5450114	C5XXX114	C5180114	4"	100	114,3	3,6	112	270,0	540	327
-----	C5XXX133	-----			133,0	4,0	129	311,5	623	378
-----	C5XXX139	-----	5"	125	139,7	4,0	137	330,0	660	400
-----	C5XXX159	-----			159,0	4,5	155	375,0	750	454
-----	C5XXX168	-----	6"	150	168,3	4,5	162	390,0	780	474
-----	C5XXX219	-----	8"	200	219,1	6,3	211	510,0	1020	620
-----	C5XXX273	-----	10"	250	273,0	6,3	269	650,0	1300	786
-----	C5XXX324	-----	12"	300	323,9	7,1	321	775,0	1550	937